



■ Features :

- 3 pole AC inlet IEC320-C14
- Class I power (with earth pin)
- Full output 3~48V safety approval
- Protections: Short circuit/ Over load/ Over voltage
- Fix switching frequency and regulation
- LED indicator for power on
- Fully enclosed plastic case
- Pass LPS for 16~48V
- Topology: Top switch circuit
- Approvals: UL/ CUL/ TUV/ CB/ CE
- 1 year warranty

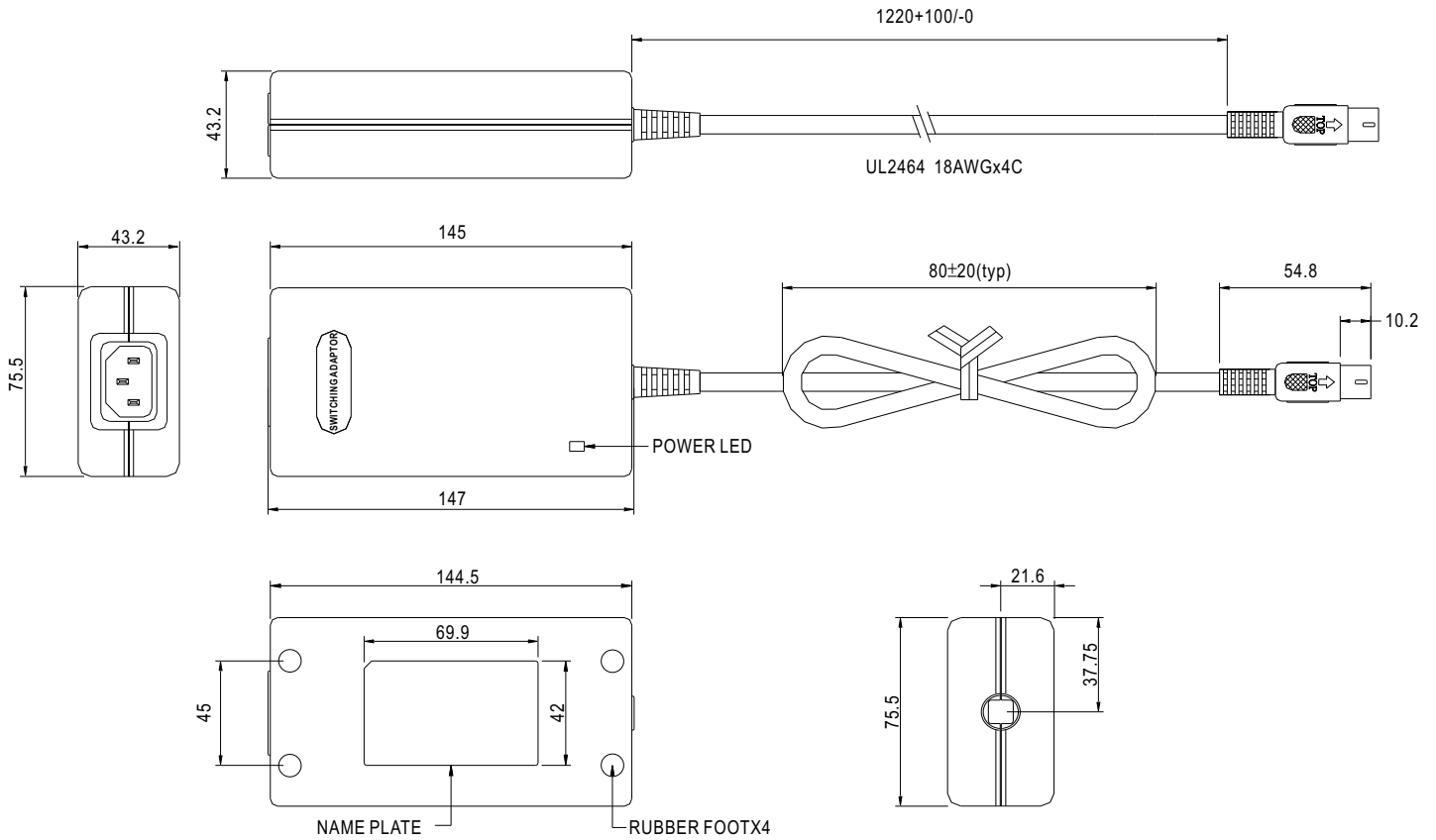


SPECIFICATION

ORDER NO.	P66A-0R1B	P66A-1R1B	P66A-1-1R1B	P66A-2P2J	P66A-3P2J	P66A-4P2J	P66A-5P2J	P66A-6P2J	P66A-8P2J	
OUTPUT	SAFETY MODEL NO.	PSU66A-0	PSU66A-1	PSU66A-1-1	PSU66A-2	PSU66A-3	PSU66A-4	PSU66A-5	PSU66A-6	PSU66A-8
	DC VOLTAGE <small>Note.2</small>	3.3V	5V	7.5V	9V	12V	15V	18V	24V	48V
	RATED CURRENT	7.27A	8.50A	6.40A	5.55A	5.50A	4.40A	3.66A	2.75A	1.37A
	CURRENT RANGE	0 ~ 7.27A	0 ~ 8.50A	0 ~ 6.40A	0 ~ 5.55A	0 ~ 5.50A	0 ~ 4.40A	0 ~ 3.66A	0 ~ 2.75A	0 ~ 1.37A
	RATED POWER	24W	42.5W	48W	50W	66W	66W	66W	66W	66W
	RIPPLE & NOISE (max.) <small>Note.3</small>	50mVp-p	50mVp-p	80mVp-p	80mVp-p	80mVp-p	100mVp-p	100mVp-p	150mVp-p	150mVp-p
	VOLTAGE ADJ. RANGE	3~5V	5~6V	6~8V	8~11V	11~13V	13~16V	16~21V	21~27V	33~48V
		Fixed output by internal VR								
	VOLTAGE TOLERANCE <small>Note.4</small>	±6.0%	±6.0%	±5.0%	±5.0%	±5.0%	±3.0%	±3.0%	±2.0%	±2.0%
	LINE REGULATION <small>Note.5</small>	±1.0%	±1.0%	±1.0%	±1.0%	±1.0%	±1.0%	±1.0%	±1.0%	±1.0%
LOAD REGULATION <small>Note.6</small>	±5.0%	±5.0%	±4.0%	±4.0%	±4.0%	±2.0%	±2.0%	±1.0%	±1.0%	
SETUP, RISE, HOLD TIME	1s, 50ms, 16ms at full load									
INPUT	VOLTAGE RANGE	90 ~ 264VAC 135~370VDC								
	FREQUENCY RANGE	47~63Hz								
	EFFICIENCY (Typ.)	65%	70%	75%	75%	78%	80%	82%	82%	83%
	AC CURRENT	1.5A / 100VAC								
	INRUSH CURRENT (max.)	40A / 230VAC								
LEAKAGE CURRENT (max.)	0.75mA / 240VAC									
PROTECTION	OVER LOAD	110~160% rated output power Protection type : Hiccup mode, recovers automatically after fault condition is removed								
	OVER VOLTAGE	110~140% rated output voltage Protection type : Shut down o/p voltage, re-power on to recover								
	OVER TEMPERATURE	IC1Tj135°C Protection type : Shut down o/p voltage, recovers automatically after temperature goes down								
ENVIRONMENT	WORKING TEMP.	0~+50°C (Refer to output load derating curve)								
	WORKING HUMIDITY	20%~90% RH non-condensing								
	STORAGE TEMP., HUMIDITY	-20~+85°C, 10~95% RH								
	TEMP. COEFFICIENT	±0.03% / °C (0~50°C)								
	VIBRATION	10~500Hz, 2G 10min./1cycle, period for 60min. each along X, Y, Z axes								
SAFETY & EMC <small>(Note. 7)</small>	SAFETY STANDARDS	UL1950, CSA22.2, EN60950 Approved								
	WITHSTAND VOLTAGE	I/P-O/P:3KVAC, I/P-FG:1.5KVAC								
	ISOLATION RESISTANCE	I/P-O/P, IP/FG:100M Ohms / 500VDC								
	EMI CONDUCTION & RADIATION	Compliance to EN55022(CISPR22) class B								
	HARMONIC CURRENT	Compliance to EN61000-3-2,-3								
	EMS IMMUNITY	Compliance to EN61000-4-2,3,4,5,6,11, ENV50204, Light industry level, criteria A								
OTHERS	MTBF	300khrs min. MIL-HDBK-217F(25°C)								
	DIMENSION	147*75.5*43.2mm (L*W*H)								
	PACKING	0.55kg ; 36pcs / 21kg / CARTON								
CONNECTOR	PLUG	STANDARD TYPE	3~8V R1B: DIN 5 Pin for stock; Other type available by customer requested							
		STANDARD TYPE	8~48V P2J: 2.1φ * 5.5φ * 11mm, center positive for stock ; Other type available by customer requested							
	CABLE	STANDARD TYPE	3~8V AWM2464 18Awg*4c with shield 4ft for stock; Other type available by customer requested							
		STANDARD TYPE	8~48V 18Awg*2c SPT-1 6ft for stock ; Other type available by customer requested							
NOTE	<p>1.All parameters are specified at 230VAC input, rated load, 25°C 70% RH. Ambient.</p> <p>2.DC voltage: The output voltage set at point measure by plug terminal & 50% load.</p> <p>3.Ripple & noise are measured at 20MHz by using a 12" twisted pair terminated with a 0.1uf & 47uf capacitor.</p> <p>4.Tolerance: includes set up tolerance, line regulation, load regulation.</p> <p>5.Line regulation is measured from low line to high line at rated load.</p> <p>6.Load regulation is measured from 0% to 100% rated load.</p> <p>7.The power supply is considered a component which will be installed into a final equipment. The final equipment must be re-confirmed that it still meets EMC directives.</p>									

Mechanical Specification

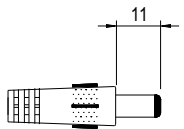
Unit:mm



Plug Assignment

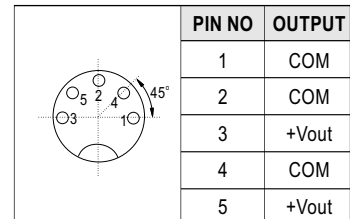
Standard plug: 8~48V P2J (option)

Standard plug: 3~8V R1B (option)

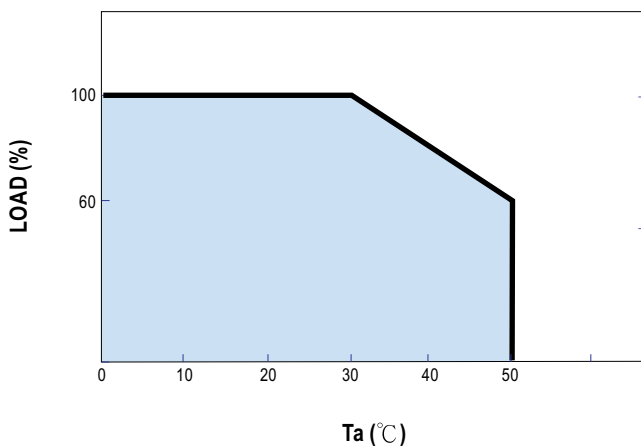


ID 2.1 x OD 5.5

P2J	
P/N	OUTPUT
CENTER	+



Derating Curve



Static Characteristics

