



■ Features :

- Constant current mode power supply
- Universal AC input / Full range
- Withstand 300VAC surge input for 5 seconds
- Protections: Short circuit / Over current / Over voltage
- Fully isolated plastic case
- Cooling by free air convection
- 100% full load burn-in test
- Low cost, high reliability
- Suitable for LED lighting and moving sign applications
- 2 years warranty

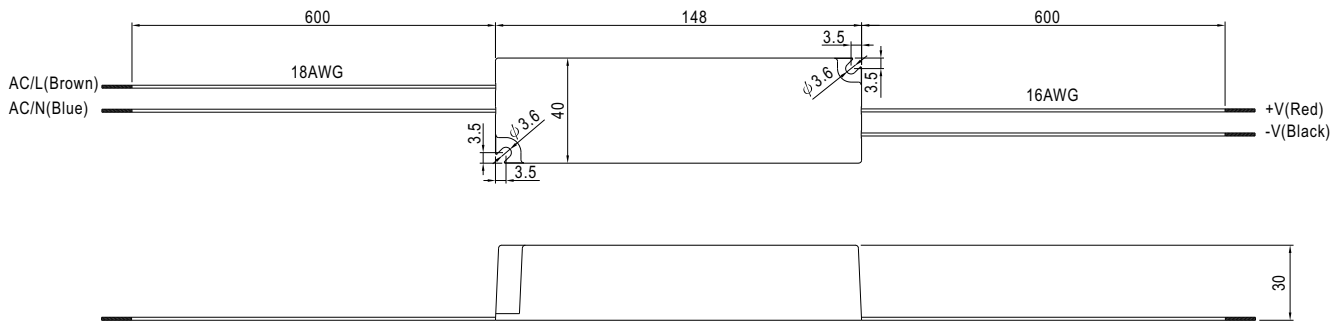


SPECIFICATION

MODEL	LPC-35-700	LPC-35-1050	LPC-35-1400	
OUTPUT	DC VOLTAGE	48V	30V	24V
	DC VOLTAGE RANGE	3 ~ 48V	3 ~ 30V	3 ~ 24V
	CURRENT RANGE	700mA	1050mA	1400mA
	RATED POWER	33.6W	31.5W	33.6W
	RIPPLE & NOISE (max.) Note.2	200mVp-p	200mVp-p	200mVp-p
	VOLTAGE TOLERANCE Note.3	±5.0%		
	LINE REGULATION	±1.0%		
	LOAD REGULATION	±2.0%		
	SETUP, RISE TIME Note.6	500ms, 120ms / 230VAC 500ms, 120ms / 115VAC at full load		
HOLD UP TIME (Typ.)	50ms/230VAC 16ms/115VAC at full load			
INPUT	VOLTAGE RANGE	90 ~ 264VAC		
	FREQUENCY RANGE	47 ~ 63Hz		
	EFFICIENCY (Typ.)	85%		
	AC CURRENT	1.1A/115VAC 0.7A/230VAC		
	INRUSH CURRENT(max.)	COLD STAR 30A/115VAC 60A/230VAC		
	LEAKAGE CURRENT	0.25mA / 240VAC		
PROTECTION	CURRENT LIMIT Note.4	±5% rated output current Protection type : Constant current limiting type		
	OVER VOLTAGE	55.2 ~ 64.8V	34.5 ~ 40.5V	27.6 ~ 32.4V
ENVIRONMENT	WORKING TEMP.	-30 ~ +75°C (Refer to output load derating curve)		
	WORKING HUMIDITY	20 ~ 90% RH non-condensing		
	STORAGE TEMP., HUMIDITY	-40 ~ +80°C, 10 ~ 95% RH		
	TEMP. COEFFICIENT	±0.03%/°C (0 ~ 50°C)		
	VIBRATION	10 ~ 500Hz, 2G 10min./1cycle, period for 60min. each along X, Y, Z axes		
SAFETY & EMC	SAFETY STANDARDS	Design refer to UL1310 Class 2, TUV EN60950-1, EN61347-2-13, CAN/CSA C22.2 No. 223-M91, IP66		
	WITHSTAND VOLTAGE	I/P-O/P:3KVAC		
	ISOLATION RESISTANCE	I/P-O/P:>100M Ohms/500VDC 25°C 70%RH		
	EMI CONDUCTION & RADIATION	Compliance to EN55022 (CISPR22) Class B		
	HARMONIC CURRENT	Compliance to EN61000-3-2,-3		
OTHERS	EMS IMMUNITY	Compliance to EN61000-4-2,3,4,5,6,8,11; ENV50204, EN55024, light industry level, criteria A		
	MTBF	743.5Khrs min. MIL-HDBK-217F (25°C)		
	DIMENSION	148*40*30mm (L*W*H)		
	PACKING	0.34Kg; 40pcs/14.6Kg/0.63CUFT		
NOTE	<ol style="list-style-type: none"> 1. All parameters NOT specially mentioned are measured at 230VAC input, rated load and 25°C of ambient temperature. 2. Ripple & noise are measured at 20MHz of bandwidth by using a 12" twisted pair-wire terminated with a 0.1uf & 47uf parallel capacitor. 3. Tolerance : includes set up tolerance, line regulation and load regulation. 4. Derating may be needed under low input voltage. Please check the derating curve for more details. 5. The power supply is considered a component which will be installed a final equipment. The final equipment must be re-confirmed that it still meets EMC directives. 6. Length of set up time is measured at first cold start. Turning ON/OFF the power supply may lead to increase of the set up time. 			

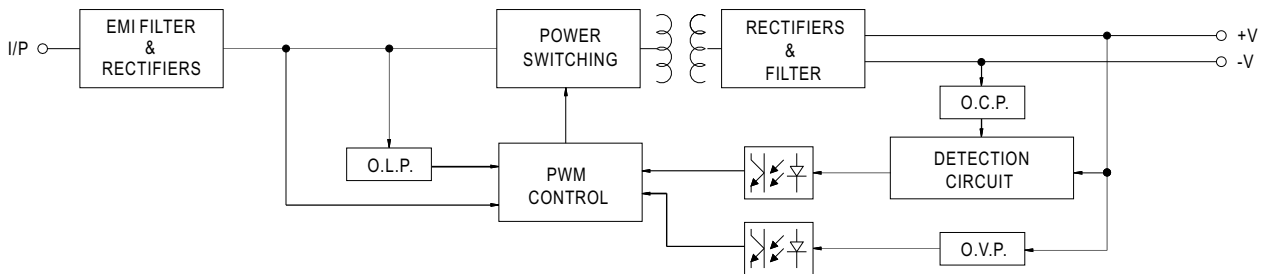
■ Mechanical Specification

Case No. 975A Unit:mm

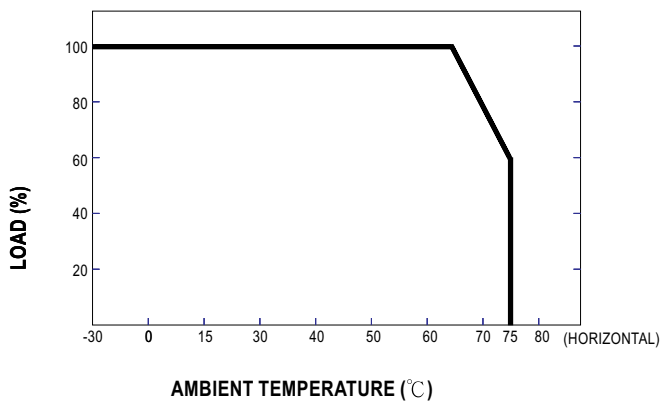


■ Block Diagram

fosc : 60KHz



■ Derating Curve



■ Static Characteristics

