LANBOO LBS1 SERIES PHOTOELECTRIC SENSOR

INDUSTRY STANDARDS

PHOTOELECTRIC SWITCH


ANTIOXIDE COPPER TINNED 4-CORE SHEATHED WIRE
SPECIAL CONNECTOR
PILOT LAMP
SIGNAL AREA
ZINC ALLOY CAST CASING
蓝波 LANBOO
C17

6 MODELS FOR A VARIETY OF OCCASIONS



LBS1-OCH/1/8(E-SX670)



LBS1-OCL/1/8(E-SX671)



LBS1-OCT/1/8(E-SX672)



LBS1-OCLJ/1/8(E-SX674)



LBS1-OCF/1/8(E-SX676)



LBS1-OCR/1/8(E-SX677)

5-24VDC voltage

Zinc alloy housing is earthquake-resistant and pressure-resistant

Effectively improve anti-interference ability


LANBOO
LANBOO
LANBOO

Multiple protection security and stability

Short circuit protection

overload protection
reverse polarity protection



High frequency transmission of tensile copper core wire is more stable

Line length 1000mm(other lengths can be customized)


LANBOO
JWH
670
C17

- ● Brown line: Connect to the positive terminal
- ● Blue wire: Connect to the negative electrode
- ● Black line: Normally open output
- ○ White line: Normally closed output

DIMENSION DRAWING

LBS1-OCH/1/8(E-SX670)



LBS1-OCL/1/8(E-SX671)



LBS1-OCT/1/8(E-SX672)



LBS1-OCLJ/1/8(E-SX674)



LBS1-OCF/1/8(E-SX676)



LBS1-OCR/1/8(E-SX677)



Note: There are errors in manual measurement, the specific standard is based on the received material

Use Display

Wide range of use
accurate and reliable

Gear counting

In the module, slide, rail mass use

The supporting plate will stop automatically when the baffle is detected



In the module, slide, rail mass use

technical parameter

Into the light ON	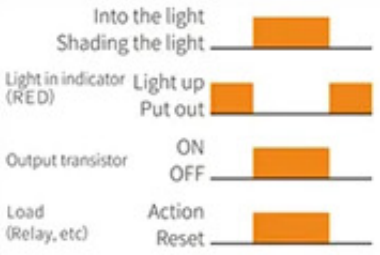	Ⓛ与⊕ short circuit	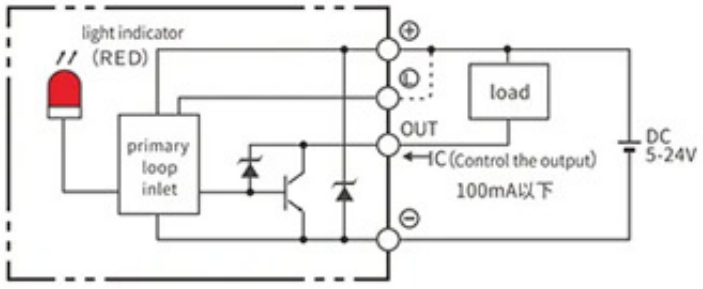 light indicator (RED) primary loop inlet ⊕ Ⓛ OUT ⊖ load IC (Control the output) 100mA以下 DC 5-24V
shading the light ON	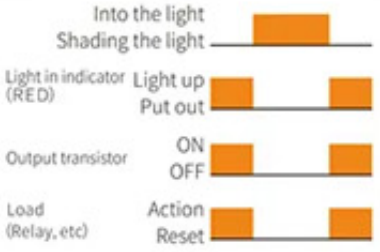	Ⓛ与⊕ disconnect	

The white line is not connected: the power on LED on, the shielding light is off, load on.
Connect the white line: Power on, load on, but the LED is not on, disconnect, load off, LED on.

Model	Standard type	L-type	T-type	Compact type	F-type	R-type
NPN	LBS1-OCH/1/8 (E-SX670)	LBS1-OCL/1/8 (E-SX671)	LBS1-OCT/1/8 (E-SX672)	LBS1-OCLT/1/8 (E-SX674)	LBS1-OCF/1/8 (E-SX676)	LBS1-OCR/1/8 (E-SX677)
Standard detection range	5mm (groove width)					
Standard test object	Opaque objects above 2X0.8MM					
gap distance	Below 0.025MM					
Light source (max emission wavelength)	Infrared light-emitting diode (940mm)					
Indicator light*1	Light on when entering the light (red) (A type is light on when shading)					
Supply voltage	DC5-25V±10% ripple(p-p) below 10%					
Consumed voltage	below 12mA (Connector type) below 35mA (NPN lead type) below 30mA (PNP lead type)					
Control Output	NPN type:PNP Open connector output DC5-24V below 100mA					
	Residual voltage below 0.8V (load current 100mA)、Residual voltage below 0.4V (load current 40mA)、Shutdown current (leakage current) below 0.5mA					
	PNP type: PNP open connector.OutputDC5-24V below 50mA					
	Residual voltage below1.3V (load current 50mA)、 Residual voltage below 1.3V (load current 50mA)					
Protective Circuit	Load short circuit protection (connector type), No (lead lead type)					
Response Frequency*2	Above 1kHz(Average is3kHZ)					
Use Ambient Illumination	Fluorescent lamp by luminance:1000lx below					
Temperature Range	During Operation: -25-+55°CDuring Storage:-30-+80°C (no freezing and condensation)					
Ambient Humidity Range	During Operation:5-85%RH During Storage: 5-95%RH (no freezing and condensation)					

Vibrate (Durability)	20-2000Hz (max acceleration $100m/s^2$) Up and down amplitude1.5mm 2h(4min周期) in X, Y and Z directions
Impact (Durability)	$500m/s^2$ 3 times in each direction of X , Y and Z
Protection Architecture	IEC60529 specification
Connection Type	Connector type (with 1m length of connecting wire) other customizable length

NPN:Denotes the common positive voltage and the output negative voltage.
PNP:Represents the co-negative voltage and the output positive voltage.

Dimensions

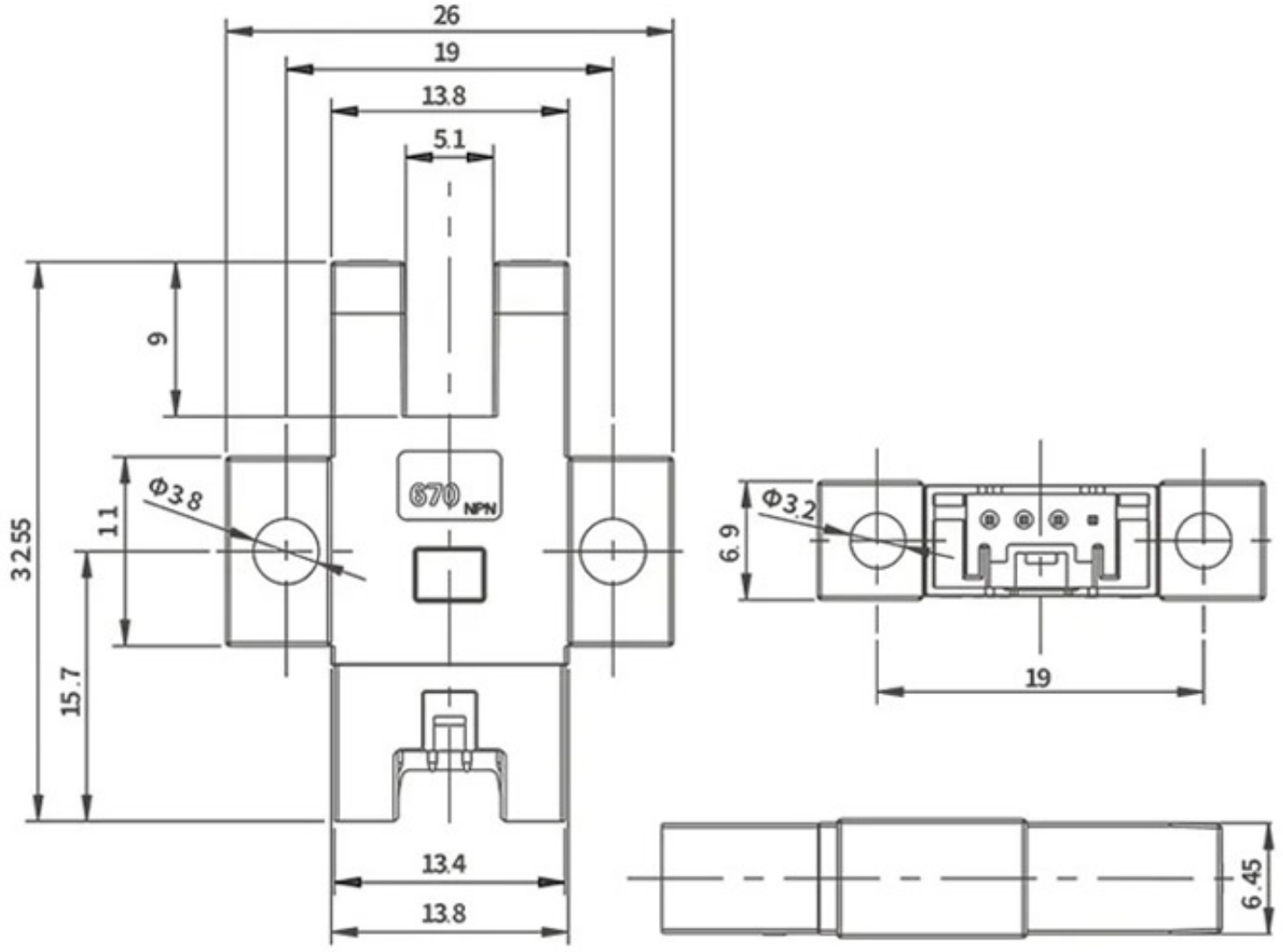
26
19
13.8
5.1
9
3255
11
15.7
Φ3.8
670 NPN
13.4
13.8
6.9
Φ3.2
19
6.45

LBS1-0CH/1/8(E-SX670)

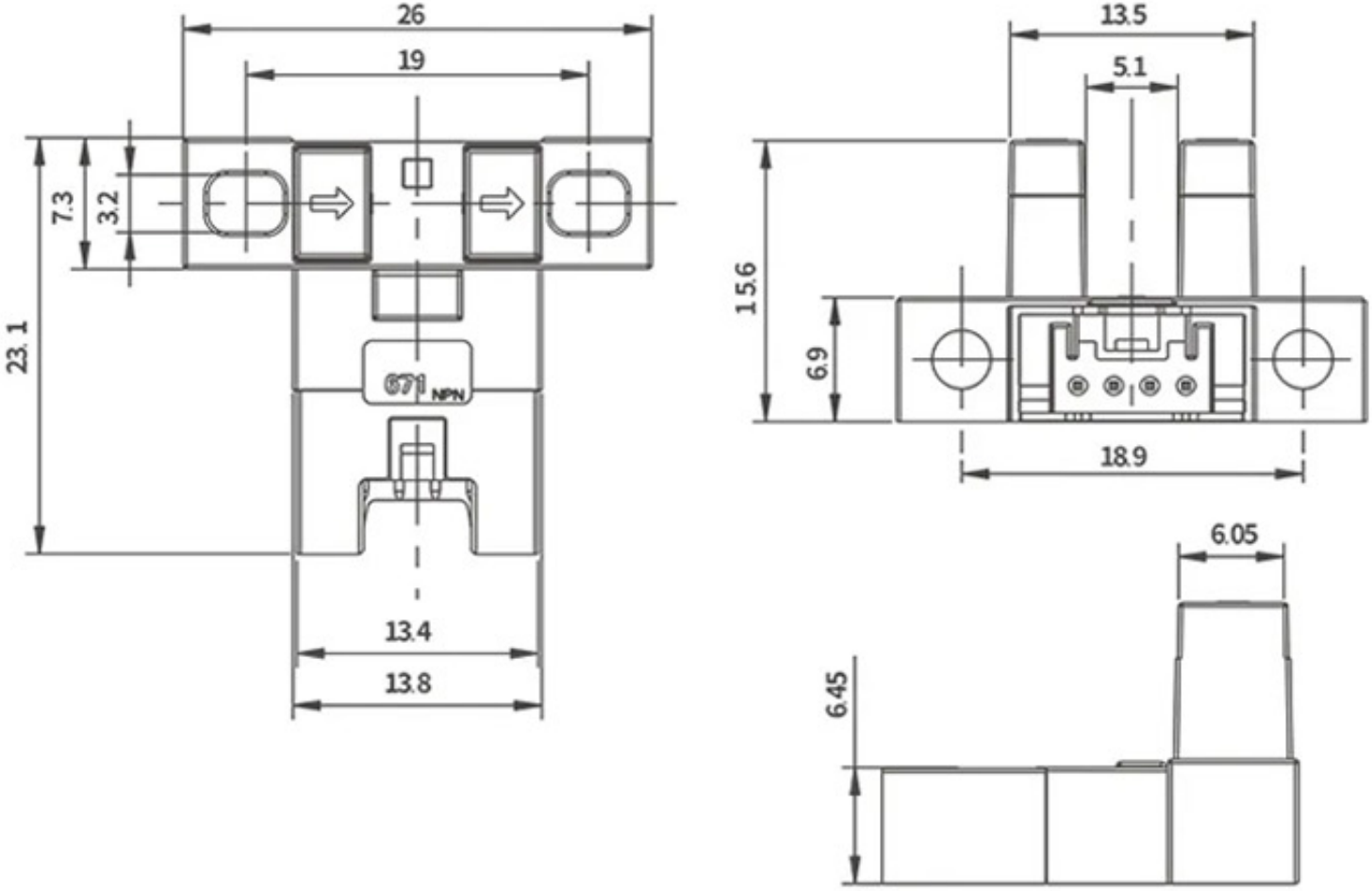
26
19
7.3
3.2
23.1
671 NPN
13.4
13.8
13.5
5.1
15.6
6.9
18.9
6.05
6.45

LBS1-0CL/1/8(E-SX671)

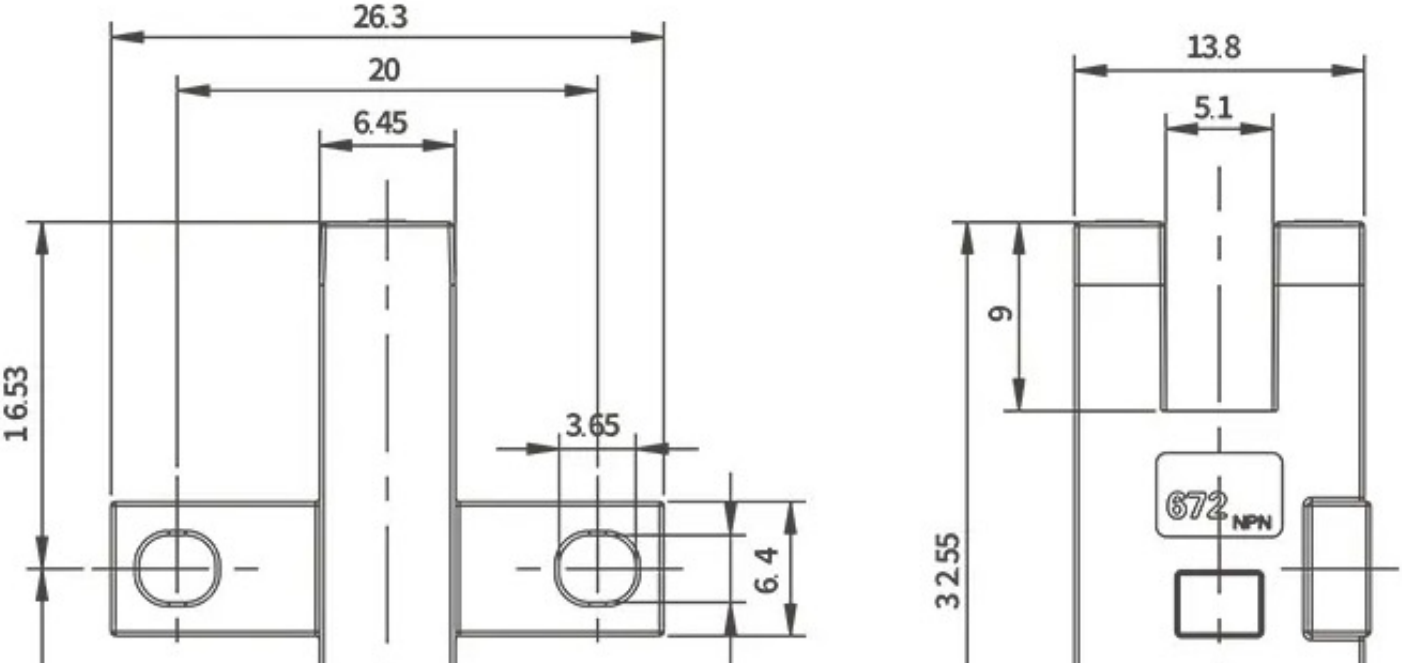
26.3
20
6.45
16.53
3.65
6.4
13.8
5.1
9
672 NPN
32.55

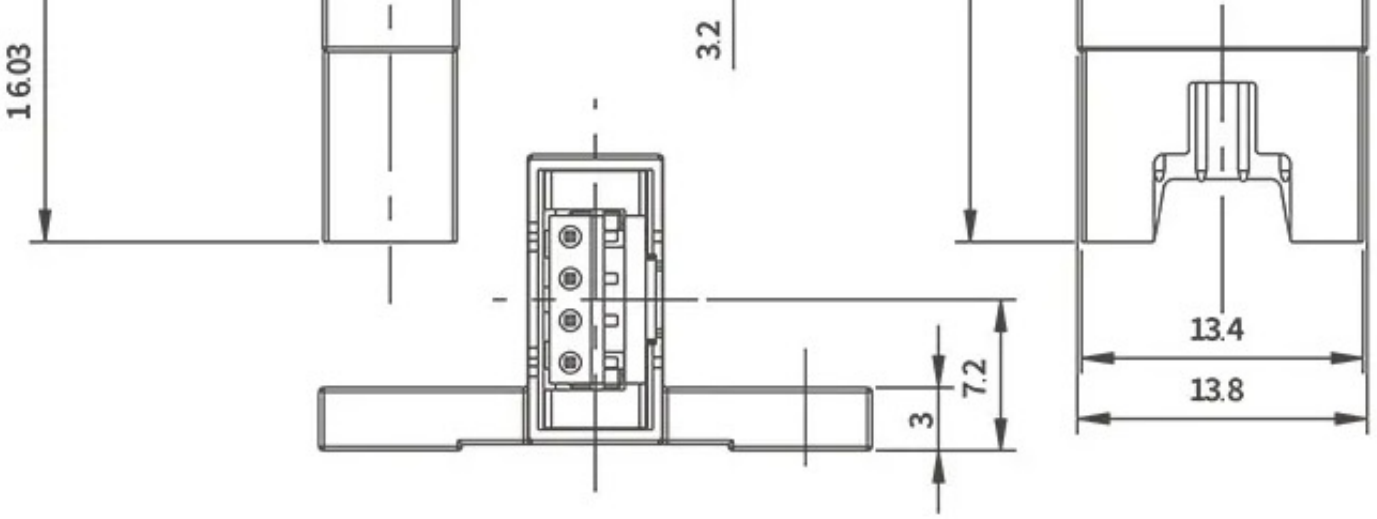
16.03
3.2
7.2
3
13.4
13.8

LBS1-0CT/1/8(E-SX672)

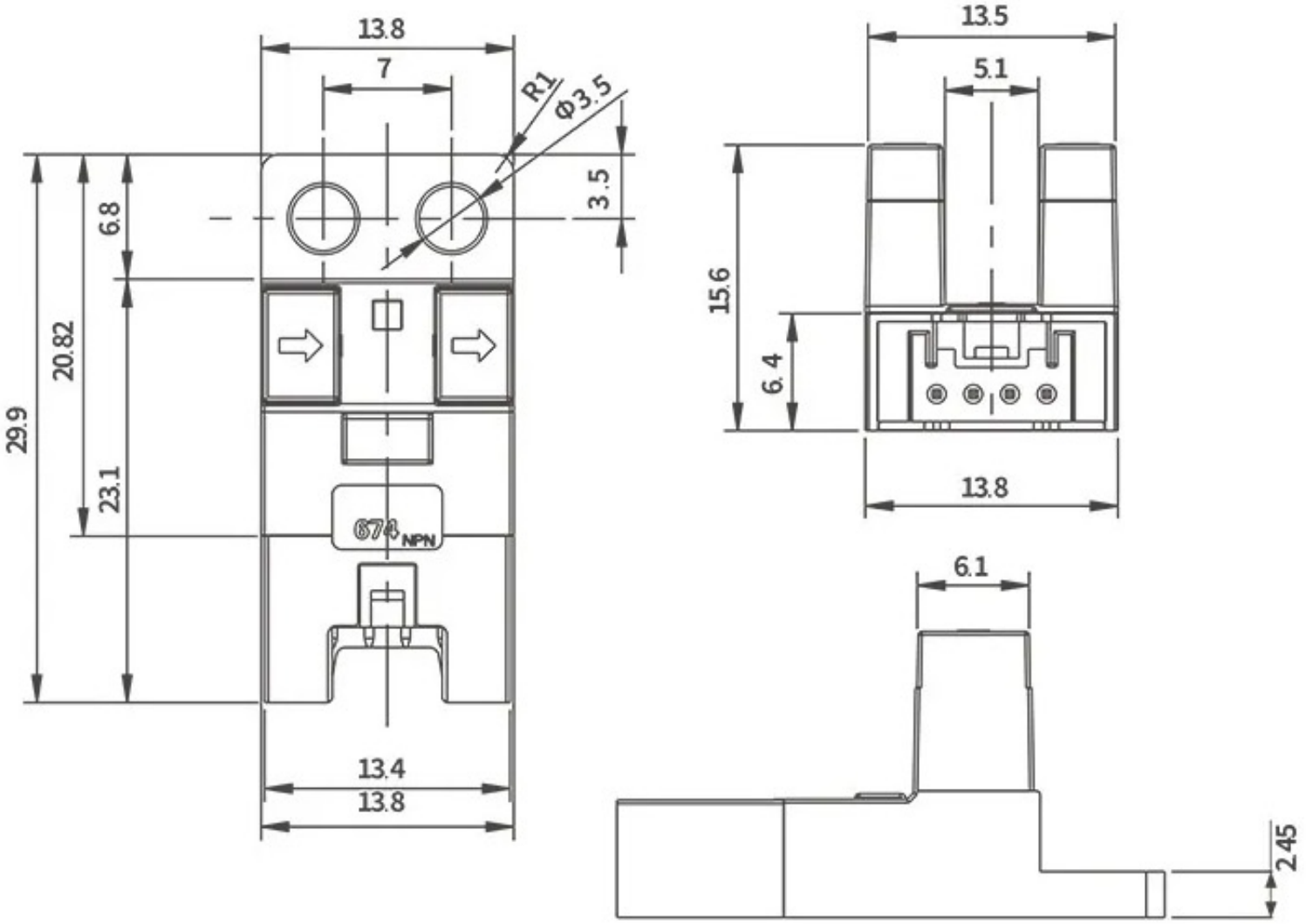
13.8
7
R1
Φ3.5
3.5
6.8
20.82
29.9
23.1
674NPN
13.4
13.8
13.5
5.1
15.6
6.4
13.8
6.1
2.45

LBS1-0CLJ/1/8(E-SX674)

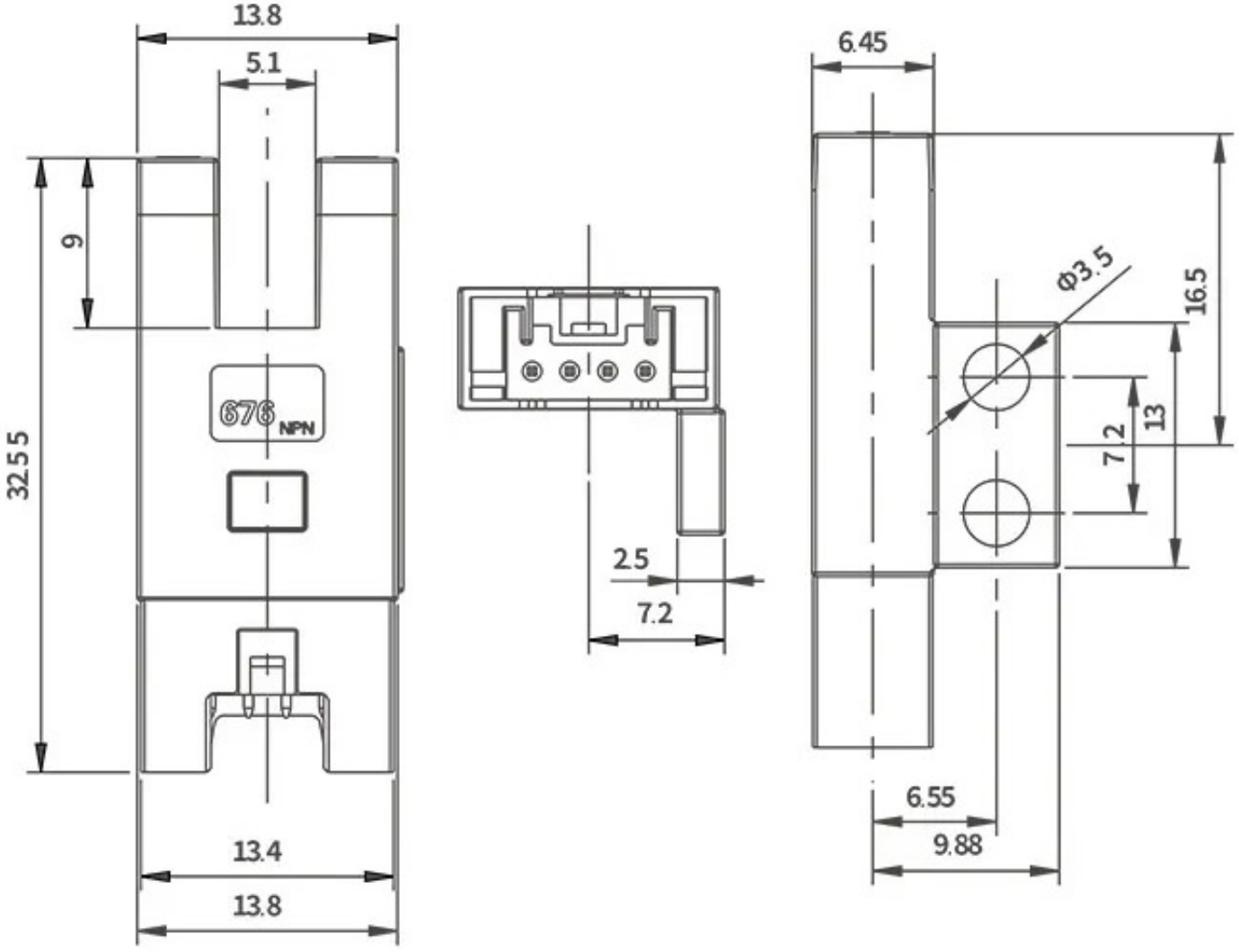
13.8
5.1
9
32.5 5
676 NPN
13.4
13.8
2.5
7.2
6.45
Φ3.5
16.5
13
7.2
6.55
9.88

LBS1-0CF/1/8(E-SX676)

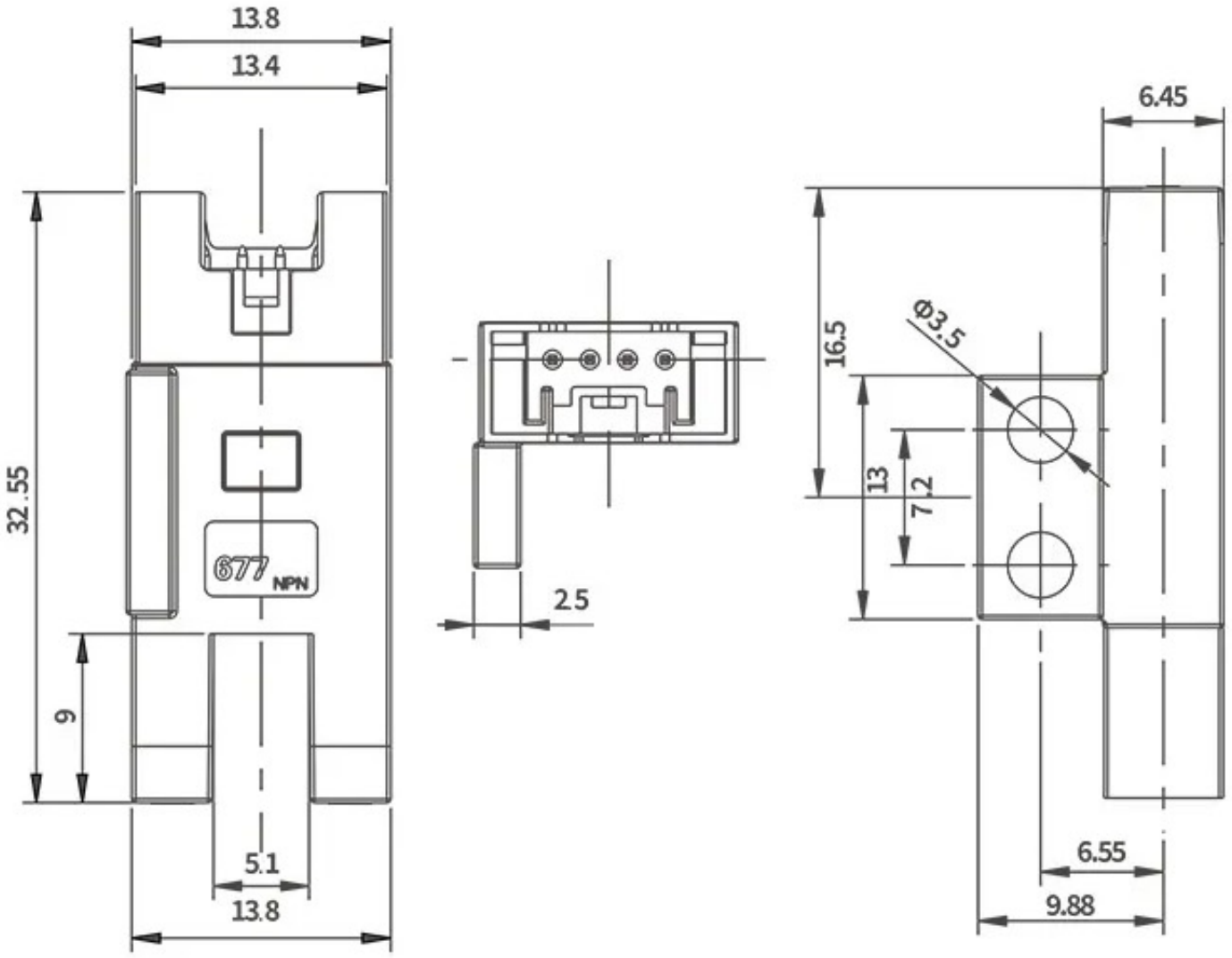
13.8
13.4
32.55
677 NPN
9
5.1
13.8
2.5
6.45
16.5
Φ3.5
13
7.2
6.55
9.88

LBS1-0CR/1/8(E-SX677)