

Features

- Compact size
- Low capacitance
- Performance stability over life
- High insulation resistance
- RoHS compliant*
-  UL Recognized

Applications

- MDC / PCI modems
- Splitters
- Telecom CPE
- Datacom

2051 Series Gas Discharge Tube Surge Protector

Bourns® 2051 Series micro surface mount, 2-electrode GDT surge protection device is designed to meet board level protection requirements with reduced space requirements. The 2051 Series is ideal for high-speed/high-bandwidth applications with a typical capacitance of 0.6 pF. The 2051 Series product dimensions are 2.7 x 3.2 x 4.5 mm.

Characteristics

Test Methods per ITU-T (CCITT) K.12 and IEEE C62.31

Characteristic	Model No.				
	2051-09	2051-15	2051-20	2051-23	2051-30
DC Sparkover @ 100 V/s	90 V ±30 %	150 V ±30 %	200 V ±25 %	230 V ±25 %	300 V ±25 %
Impulse Sparkover					
100V/μs	<500 V	<500 V	<500 V	<500 V	<600 V
1000V/μs	<600 V	<600 V	<650 V	<650 V	<750 V

Characteristic	Model No.				
	2051-35	2051-40	2051-42	2051-47	2051-60
DC Sparkover @ 100 V/s	350 V ±25 %	400 V ±25 %	420 V ±25 %	470 V ±25 %	600 V ±25 %
Impulse Sparkover					
100V/μs	<650 V	<750 V	<750 V	<800 V	<950 V
1000V/μs	<800 V	<900 V	<900 V	<950 V	<1100 V

Insulation Resistance (IR)	50 / 100 V _{dc}	> 1G Ω
Glow Voltage	10 mA	~ 70 V
Arc Voltage	1 A	~ 10 V
Glow-Arc Transition Current		< 1 A
Capacitance.....	1 MHz	< 1 pF
Impulse Discharge Current.....	2000 A, 8/20 μs.....	10 operations
	100 A, 8/20 μs.....	300 operations
	10 A, 10/1000 μs.....	100 operations
Alternating Discharge Current	2 A, 50 Hz, 1 sec.....	10 operations
Operating & Storage Temperature.....		-40 to +125 °C
Climatic Category (IEC 60068-1).....		40 / 90 / 21

Notes:

- UL Recognized component, UL File E153537.
- At delivery AQL 0.65 Level II, DIN ISO 2859.

BOURNS®

Asia-Pacific: Tel: +886-2 2562-4117 • Fax: +886-2 2562-4116

EMEA: Tel: +36 88 520 390 • Fax: +36 88 520 211

The Americas: Tel: +1-951 781-5500 • Fax: +1-951 781-5700

www.bourns.com

*RoHS Directive 2002/95/EC Jan. 27, 2003 including annex and RoHS Recast 2011/65/EU June 8, 2011.

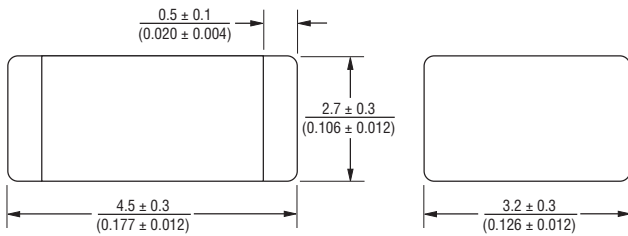
Specifications are subject to change without notice.

The device characteristics and parameters in this data sheet can and do vary in different applications and actual device performance may vary over time. Users should verify actual device performance in their specific applications.

2051 Series Gas Discharge Tube Surge Protector

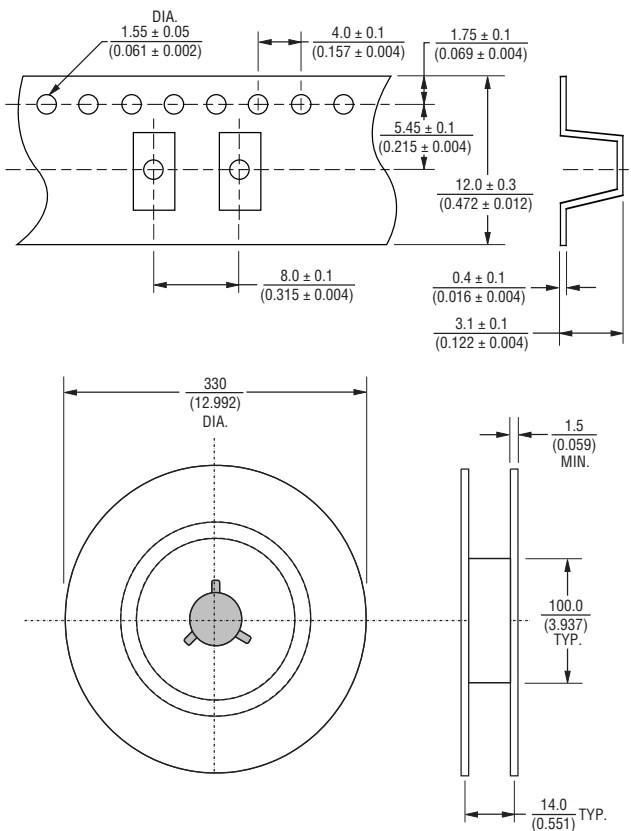
BOURNS®

Product Dimensions



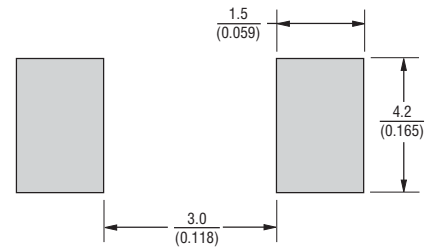
Packaging Specifications

The Model 2051-xx-SM ships standard reelpack (-RP), 2500 pieces per reel. Reel is 330 mm in diameter and 14 mm wide.

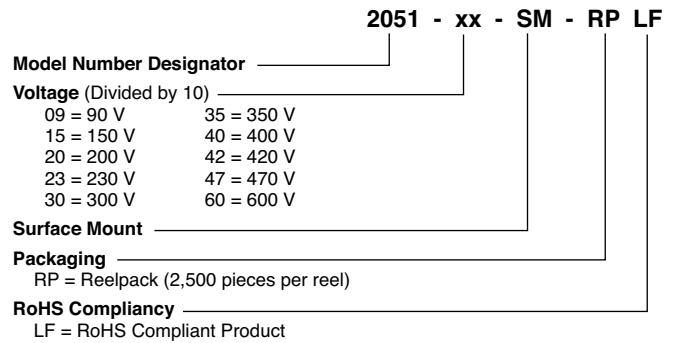


DIMENSIONS: $\frac{\text{MM}}{\text{(INCHES)}}$

Recommended Pad Layout



How to Order



REV. C 07/14

Specifications are subject to change without notice. The device characteristics and parameters in this data sheet can and do vary in different applications and actual device performance may vary over time. Users should verify actual device performance in their specific applications.

Mouser Electronics

Authorized Distributor

Click to View Pricing, Inventory, Delivery & Lifecycle Information:

Bourns:

[2051-09-SM-RPLF](#) [2051-15-SM-RPLF](#) [2051-20-SM-RPLF](#) [2051-23-SM-RPLF](#) [2051-30-SM-RPLF](#) [2051-35-SM-RPLF](#) [2051-40-SM-RPLF](#) [2051-42-SM-RPLF](#) [2051-47-SM-RPLF](#) [2051-60-SM-RPLF](#)