

LED BR40 Series



GlacialTech has unique products in **BR40** series **LED bulbs**. It uses high power LED including **9 W & 15 W** LED light source series products. It can replace traditional BR halogen lamp with excellent features like long lifetime (min. 20,000 hrs), high luminous efficacy and reduces environmental pollution. The bulbs can use standard E26/E27 socket to conveniently replaces traditional light source and suitable for use 100-240V AC. The bulbs are used for spotlight, accent light and local lighting.

➤ Features

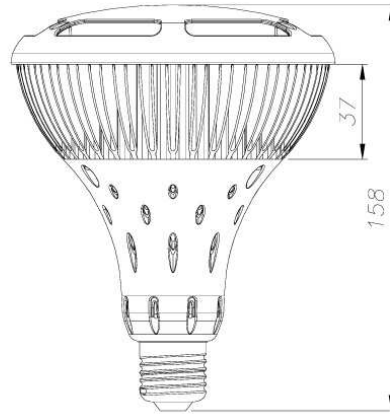
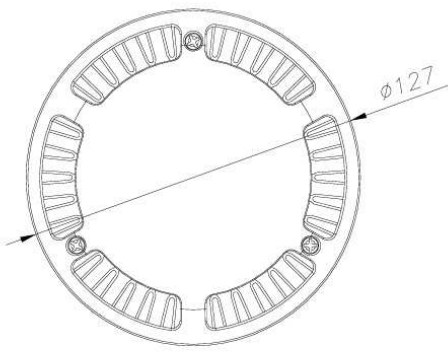
- For indoor use only
- Direct replacement for any halogen bulbs and CFL
- Power factor > 0.9 for 115V AC; Power factor > 0.8 for 230V AC
- High power driver efficiency > 80%
- High luminous efficacy LED
- NO UV or IR radiation
- Meet safety standards: EN60968, EN61347-1+EN61347-2-13, EN55015+EN61000-3-2 class C , EN60825-1, FCC Part 18, UL1993, CSA C22.2 No.74
- Cool light prevents heat buildup and associated heat degeneration
- Energy saving and environment friendly



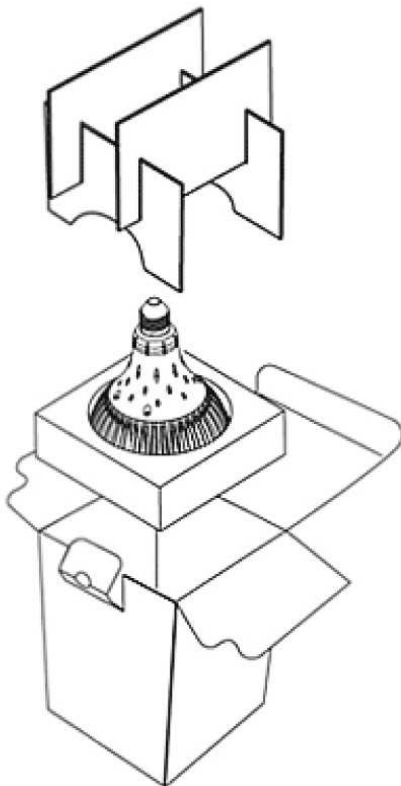
➤ Specifications

| | | | | |
|-----------------------------------|--|-----------------|-----------------|----------------|
| Model No. | 9E-B409B | 9E-B409A | 9E-B415B | 9E-415A |
| CCT (Typical) | 3000 K | 6000 K | 3000 K | 6000 K |
| Typical Power Consumption | 10.4 W | | 17.2 W | |
| Typical Lumens Output (lm) | 400 lm | 540 lm | 675 lm | 840 lm |
| Input Voltage | 100-240V AC | | | |
| Socket Base | E26 / E27 | | | |
| Operation Temp. Range | -20°C ~ +40°C | | | |
| Typical Luminous Efficacy | 39 lm/w | 52 lm/w | 40 lm/w | 49 lm/w |
| CRI | > 80 | > 75 | > 80 | > 75 |
| Beam Angle | 120° / 60° (Optional) | | | |
| Warranty | 3 Years | | | |
| Applications | Architectural Lighting/ Cabinet Lighting/ Commercial Lighting/ Landscape Lighting/ Spot Lighting/ Accent Lighting/ Hallway Lighting | | | |
| Outline Dim. | ϕ127*158 (mm) | | | |
| Net. Weight | 0.45 (Kgs) | | | |
| Package | 12 Boxes / Carton | | | |
| Box Dimension/ Weight | L=163*160*200(mm) / 0.60 (Kgs) | | | |

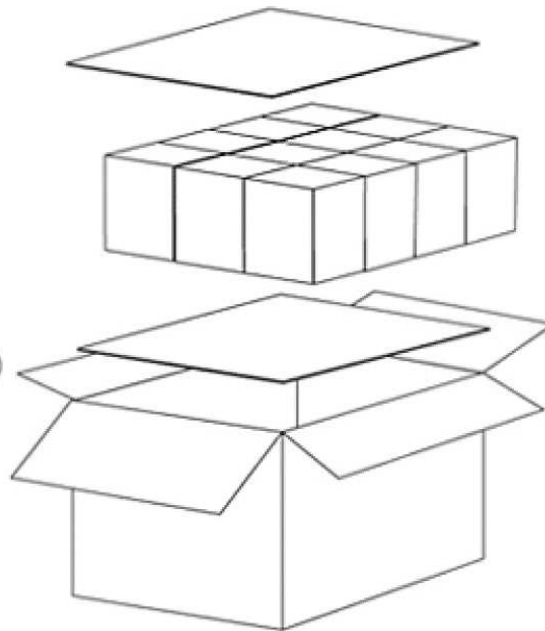
➤ Dimensions



➤ Package



Dimensions: 163*160*200(H) mm



12 Pcs/Carton

Dimensions: 665*510*255(H) mm

➤ **Energy Saving & CO₂ Reduction Comparison Table**

| Item | 9E-B415A (6000 K) | CFL | Halogen Bulbs |
|---|----------------------|-----------|------------------|
| Life Time | 20,000 hrs | 6,000 hrs | 3,000 hrs |
| Typical Power Consumption (=A) | 17.2 W | 27 W | 100 W |
| Typical Power Consumption per year (12hrx365day/KWh)*A=B | 75.34 KW | 118.26 KW | 438 KW |
| CO ₂ Quantity (Kgs/year) (0.637*B=D) | 50 Kgs | 75 Kgs | 280 Kgs |
| Energy Saving Rate (Compare with CFL) | 37% | | |
| Energy Saving Rate (Compare with Halogen Bulbs) | 83% | | |



Co₂ calculation reference IPCC guide=0.637 Co₂/KWh (Taiwan)